

On-Line Safety for Students

OFC. TIM ANDRIES

LA GRANGE POLICE DEPARTMENT

Agenda

- ▶ Introduction
- ▶ Cyber Bullying
- ▶ Cyber Bullying Laws
- ▶ Reporting Cyber Bullying
- ▶ Tech Overview
- ▶ Social Networking Dangers/Usernames
 - ▶ Instagram
 - ▶ Musical.ly
 - ▶ KiK
 - ▶ Snap Chat
 - ▶ ooVoo
- ▶ EXIF Data
- ▶ Online gaming dangers
- ▶ Rules of Online Safety





Who Am I and What Do I Do?

- ▶ 2008-2012: U.S. Army, Captain (O-3) 
 - ▶ 6-4 CAV, 3rd BCT, 1st Infantry Division 
- ▶ 2011: Afghanistan War (OEF 11)
 - ▶ Camp Clark, Khost Province
- ▶ 2012-2014: U.S. Army Reserve
 - ▶ 330th MED BDE
- ▶ 2012- Present: La Grange Police
 - ▶ Patrol, Investigations,
DARE Officer



Rule #1

- ▶ Everyone on the internet is....

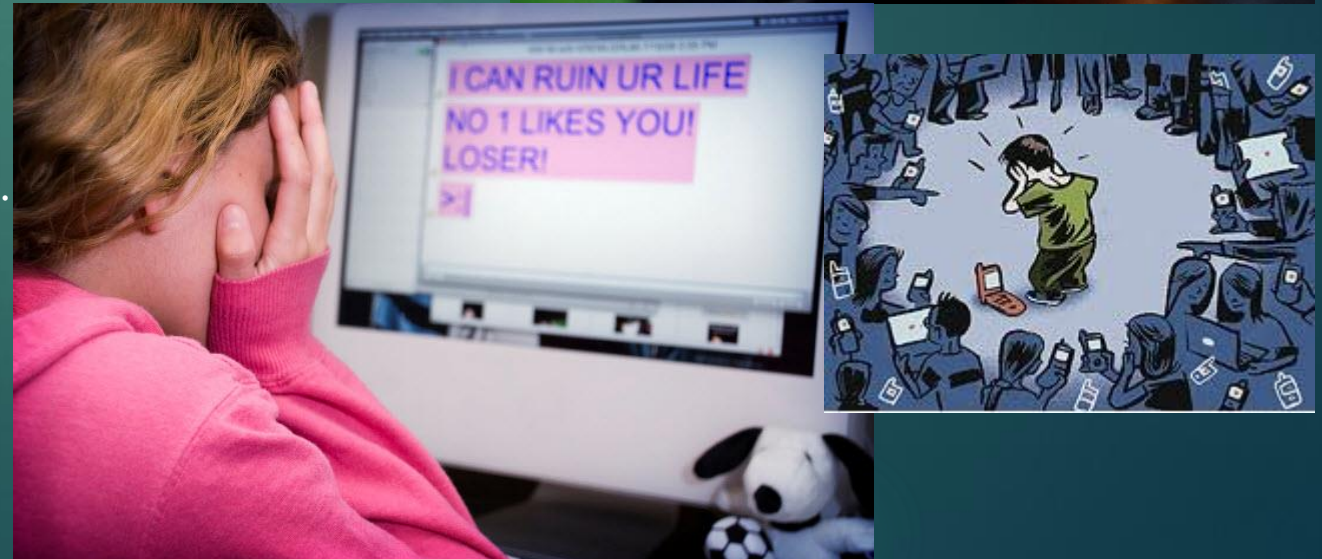
A LIAR!

- ▶ Most Social Networks or “Chat Alternative” Apps don’t require a real name.
- ▶ If they do, they have no way to verify it.



Cyber Bullying

- ▶ What is it?
 - ▶ Cyberbullying is bullying that takes place using electronic technology. Electronic technology includes devices and equipment such as
 - ▶ Smart Phones,
 - ▶ Text Messages, Phone calls
 - ▶ Computers
 - ▶ Tablets
 - ▶ Social Media sites, chat rooms.
 - ▶ Email



Cyber Bullying in your School Hand Book

► Pages 36-37

LaGrange (South) Elementary School District 105

Definitions from Section 27-23.7 of the School Code (105 ILCS 5/27-23.7)

Bullying includes *cyberbullying* and means any severe or pervasive physical or verbal act or conduct, including communications made in writing or electronically, directed toward a student or students that has or can be reasonably predicted to have the effect of one or more of the following:

1. Placing the student or students in reasonable fear of harm to the student's or students' person or property;
2. Causing a substantially detrimental effect on the student's or students' physical or mental health;
3. Substantially interfering with the student's or students' academic performance; or
4. Substantially interfering with the student's or students' ability to participate in or benefit from the services, activities, or privileges provided by a school.

Cyber Bullying in your School Hand Book

LaGrange (South) Elementary School District 105

► Page 34

Student Profile on Social Networking Website

Although it is a rarely invoked and extraordinary investigatory right, school authorities may request or require a student to provide a password or other related account information in order to gain access to the student's account or profile on a social networking website when there is a reasonable ground for suspecting that the student's account on a social networking website contains evidence that the student has violated or is violating either the law or the District's student conduct rules.

► Page 35

Seizure of Property

If a search produces evidence that the student has violated or is violating either the law or the District's policies or rules, such evidence may be seized and impounded by school authorities, and disciplinary action may be taken. When appropriate, such evidence may be transferred to law enforcement authorities.

Cyber Bullying in Illinois Law

- ▶ 720 ILCS 5/17-2.5 False Personation
- ▶ 720 ILCS 5/26-5.3 Harassment through Electronic Communication
- ▶ 720 ILCS 5/14-2 Eavesdropping



IT IS AGAINST THE LAW!

Are You or is Someone You Know A Victim?

I have received mean or threatening e-mail messages, text messages, or instant messages.

Someone has posted mean or hurtful things about me online.

Someone has forwarded my e-mails or text messages to another person without my permission.

Someone has altered a picture of me online.

Someone has taken pictures of me without my permission and posted them online.

Someone has stolen my password and is sending messages or posting things and pretending to be me.

Someone is excluding me from an online group.

Someone has started an offensive blog about me.

THIS IS HAPPENING IN LA GRANGE!

Reporting Cyberbullying

- ▶ What Can You Do?
 - ▶ Tell a Trusted Adult
 - ▶ parents, teacher, coach, the police.
 - ▶ Report it to the app team (team snapchat)
 - ▶ DO NOT DELETE ANYTHING!
- ▶ What Do Police and Schools Need?
 - ▶ Screen Shots (Evidence)
 - ▶ Print screen shots of texts/e-mails for school and police
 - ▶ Send screen shots to school and police e-mail
- ▶ Do you know how?



Capturing Screenshots

- ▶ What do you use?
 - ▶ Apple Iphone & Ipad
 - ▶ Android Phones & Devices
 - ▶ Windows & Apple Computers/Laptops



Apple Iphones

- ▶ To capture a screen shot of your screen
 - ▶ 1. Press the Home Button
 - ▶ 2. Press the Sleep/Wake/Power Button
 - ▶ 3. The screen will flash and “click”
 - ▶ 4. The screen shot will go to your Photos/Camera Roll
- ▶ Note: This method can be used on all Iphones (3-X) and Ipads.



Android Device

- ▶ To capture a screen shot on your Android Device:
 - ▶ Press and hold down the Power and Volume Down button.
 - ▶ Hold down until the screen flashes.
 - ▶ The screenshot will go to your photo album



Samsung Devices

- ▶ To capture a screen shot on your Samsung Device:
 - ▶ 1. Simultaneously press and hold:
 - ▶ Home button
 - ▶ Power button
 - ▶ 2. Screenshot will go to your Gallery



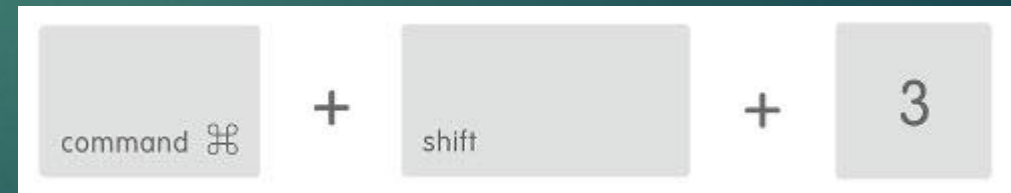
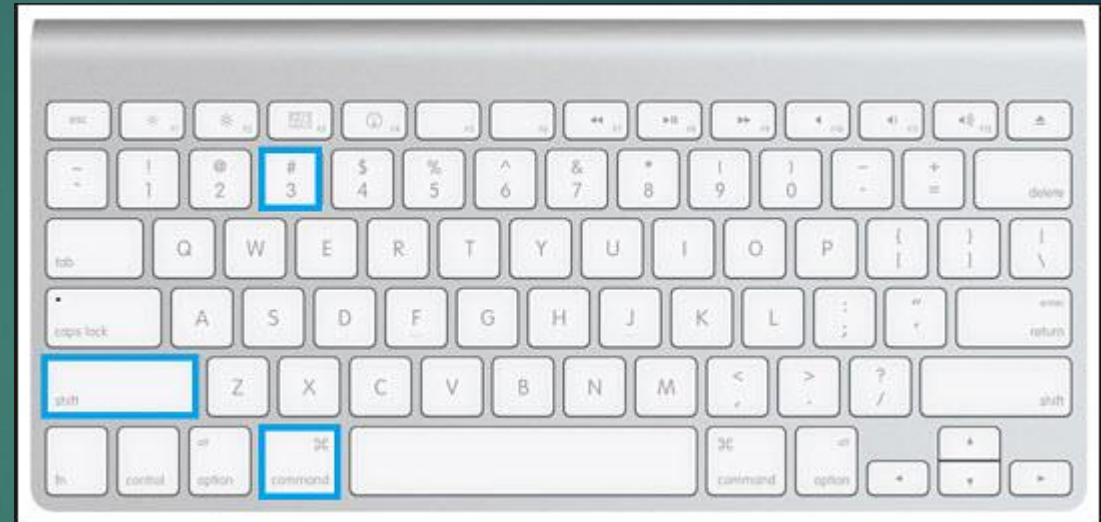
Capture a screen shot on your Windows Computer

- ▶ Press and Hold
 - ▶ Alt
 - ▶ Print Screen
- ▶ Open a
 - ▶ Word document,
 - ▶ Microsoft Paint or
 - ▶ Microsoft Powerpoint
- ▶ Right Click anywhere
- ▶ Paste the image



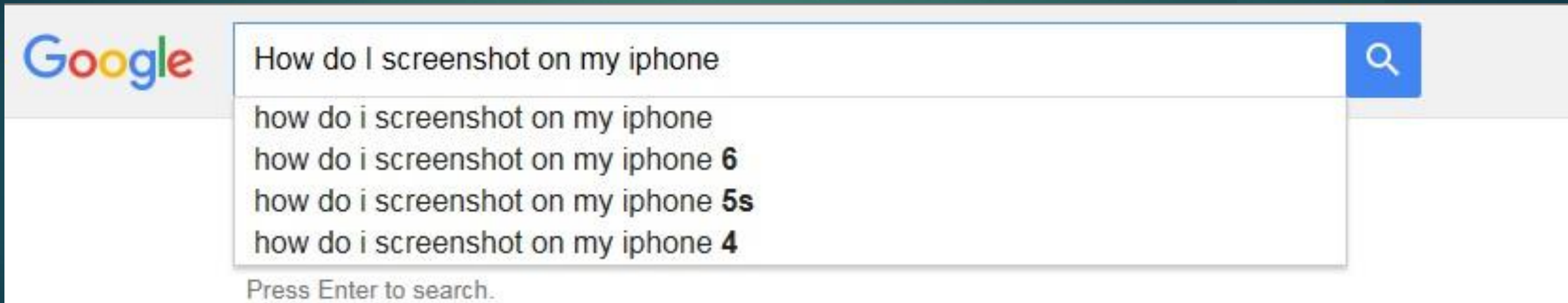
Capture a screenshot on your Mac

- ▶ Press and Hold
 - ▶ Command
 - ▶ Shift
 - ▶ 3
- ▶ The image will be saved to your desktop in a .png file.
- ▶ Note: Command + Shift + 4 will activate a cropping tool.



In case you forget....

- ▶ Don't worry, do what your parents do.....



Did you know?


- ▶ You can never truly delete photos, videos, texts, from your smart phones and tablets
- ▶ Every text, app, photo, video, internet search, etc. generates a code.
- ▶ This code remains on your phone FOREVER, regardless if you delete the content.
- ▶ Code can be traced and downloaded via law enforcement technology.

EVIDENCE EVIDENCE EVIDENCE



Social Networks

- ▶ What do you use?
 - ▶ Instagram
 - ▶ Houseparty
 - ▶ KiK
 - ▶ Snap Chart
- ▶ How do you find usernames?



Username vs. Profile Name.


What's the Difference?

- ▶ In most social network sites, the profile name is usually the person's name, printed in large letters.
- ▶ Profile names can be changed to anything the profile owner wants.
- ▶ Usernames usually cannot be changed.
- ▶ Usernames are unique, never duplicated.
- ▶ Usernames are associated with an e-mail or phone number

Finding Usernames



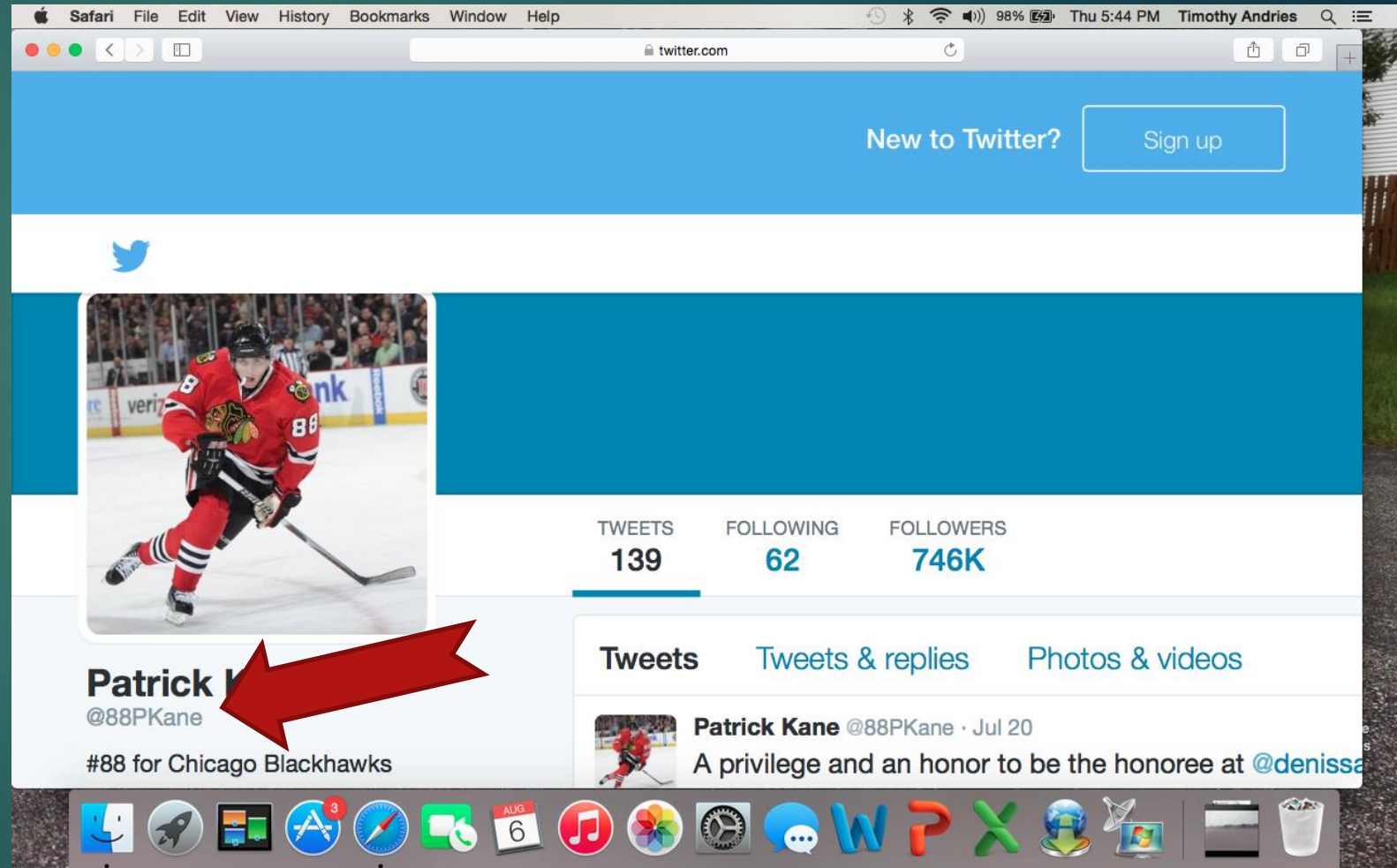
- ▶ Username appears under picture
- ▶ Name follows @
- ▶ Will not contain spaces



Finding Usernames



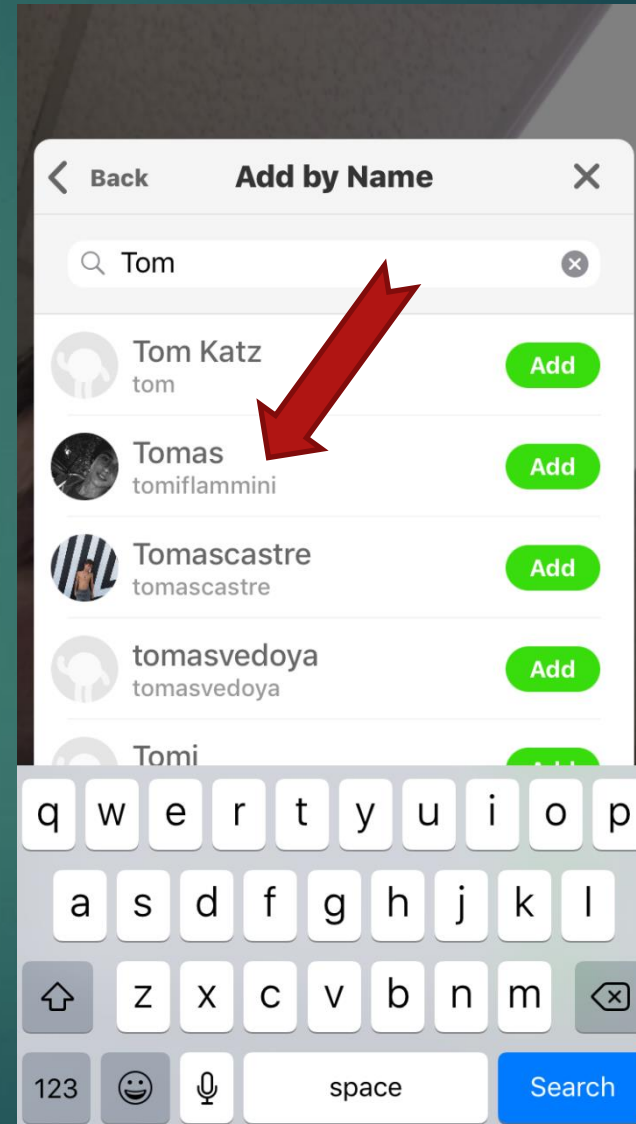
- ▶ The name after @ is the username
- ▶ Does not contain spaces



Finding Usernames



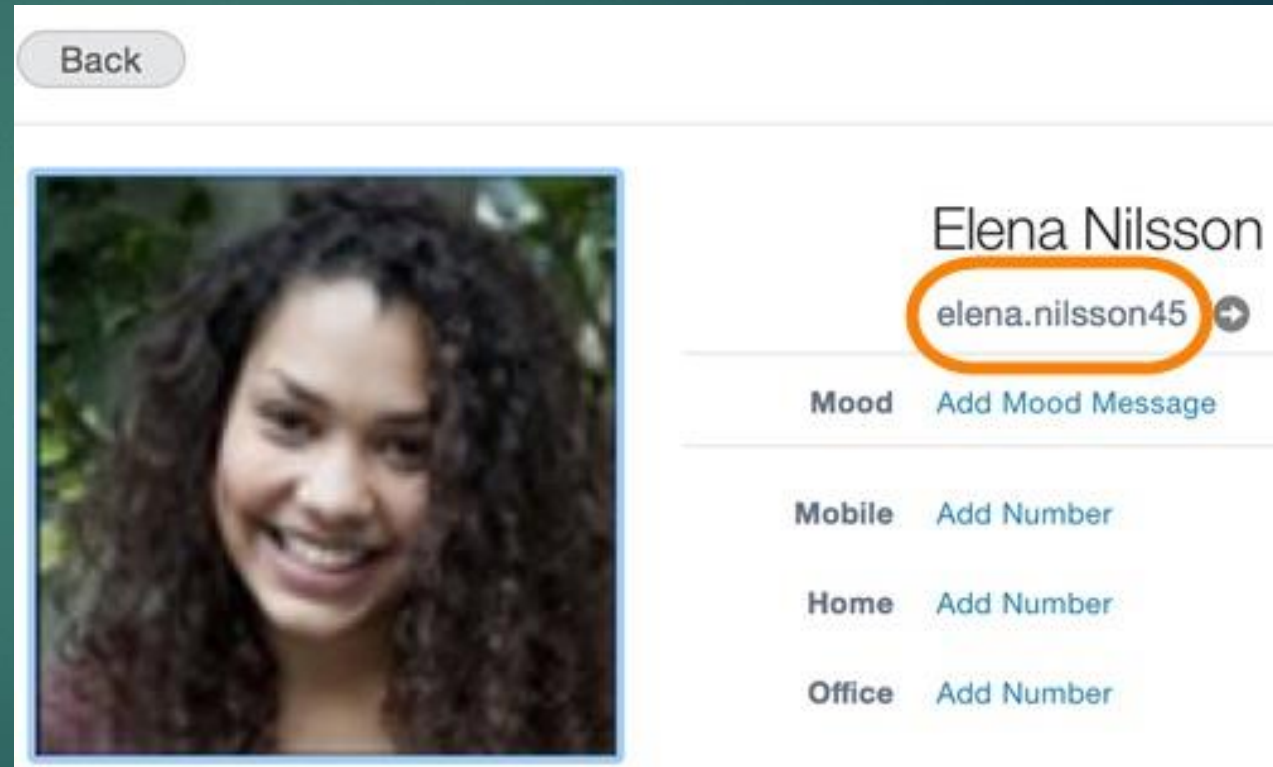
- ▶ Username is under name
- ▶ Will not contain spaces



Finding Usernames



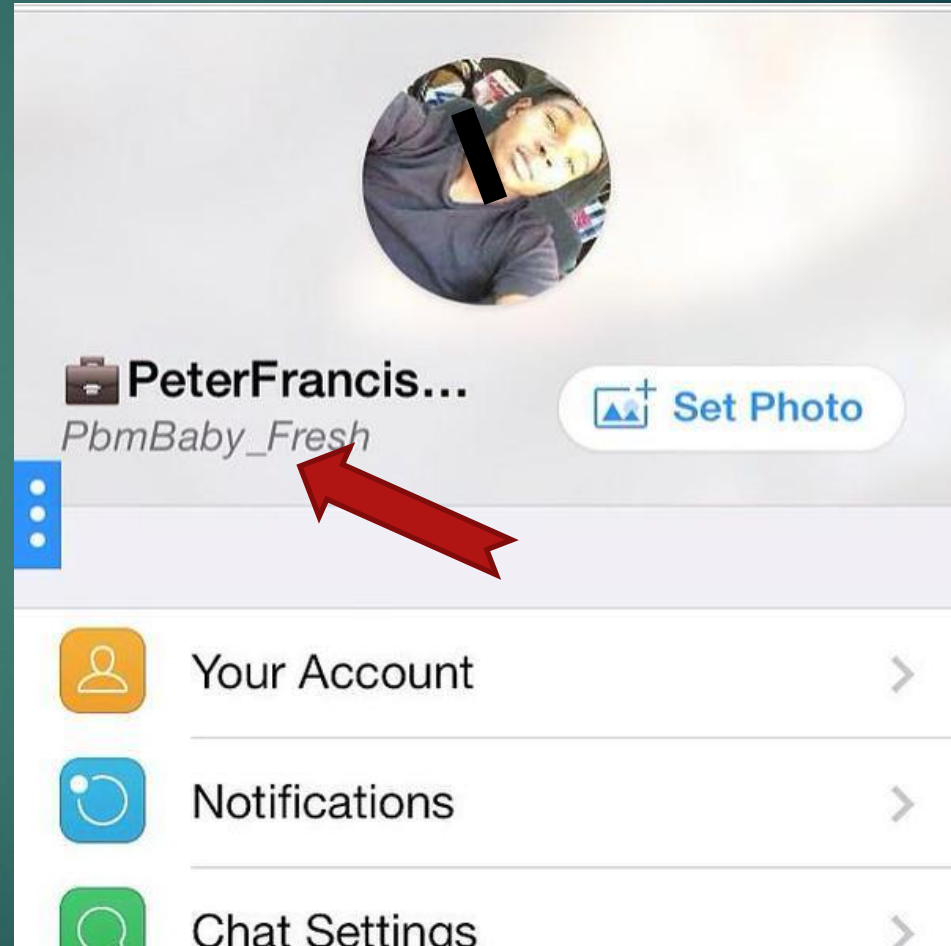
- ▶ Will appear under the person's name
- ▶ Will not contain spaces



Finding Usernames



- ▶ Username will appear under the Profile name
- ▶ It will contain no spaces



Finding Usernames



- ▶ Username will appear underneath the profile name



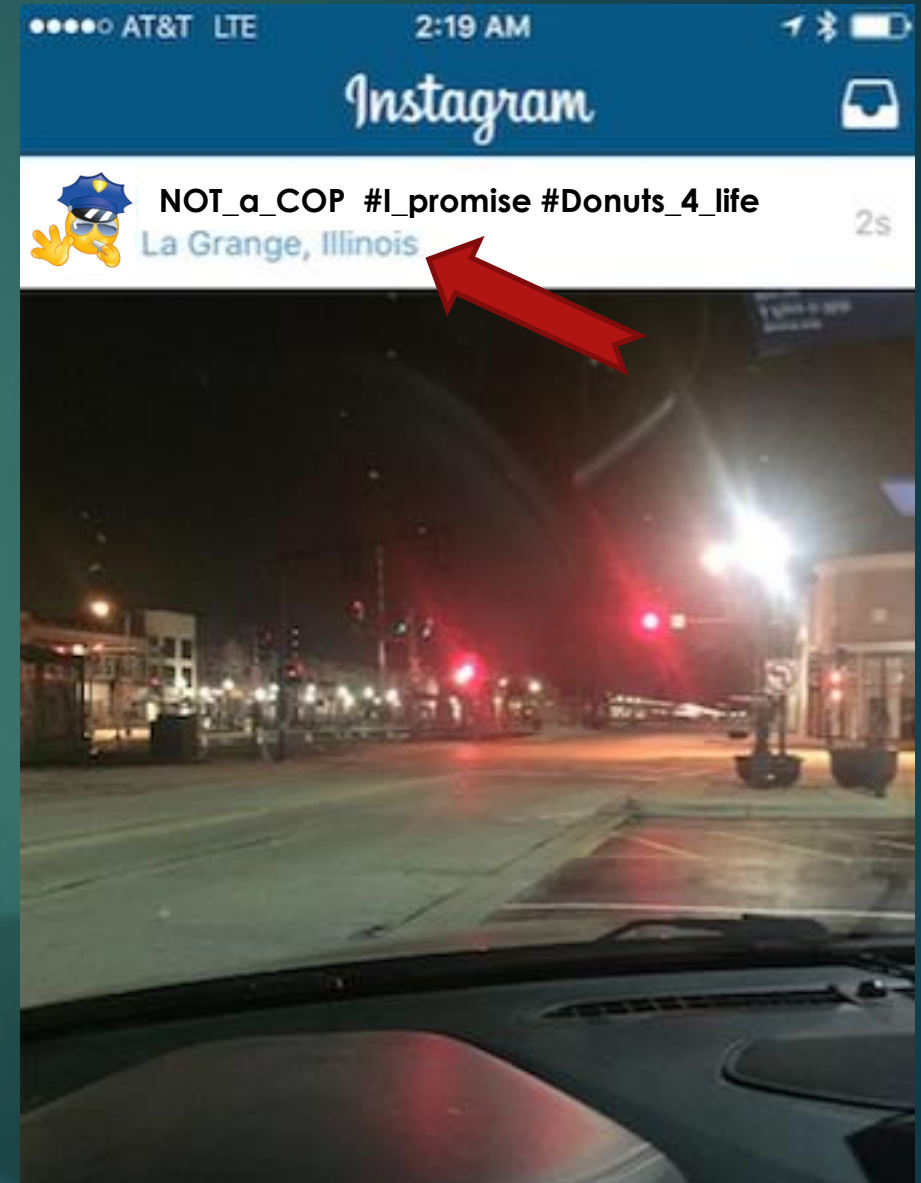
Just like phones and tablets....

- ▶ You can never truly delete what you do on-line.
 - ▶ What you post, share, comment, “like” is property of that social media site. It also generates codes and maintains EXIF data
 - ▶ Even if content or profile is deleted, the content's code remains on the site.
 - ▶ The content can be searched on search engines.
 - ▶ **Story: Police Applicant on Twitter**
 - ▶ The content can be obtained thru police warrants/subpoenas



EXIF Data


- ▶ What is it?
 - ▶ Binary code for a photo
 - ▶ Most digital cameras have it
 - ▶ Nearly all smart phones use it
 - ▶ Contains GPS capabilities that can determine where a photo was taken
 - ▶ Instagram, Facebook uses this technology.
 - ▶ AKA “Location Services”





Disabling EXIF data

- ▶ On your phone
 - ▶ Find "Settings"
 - ▶ Find "Privacy"
 - ▶ Find "Location Services"
 - ▶ Customize your location services by App



Gaming Dangers


PS4/Xbox Live/Steam

- ▶ Steam is now the most popular gaming program in the world
 - ▶ Online game store with thousands of games
- ▶ Many games on PS4 and Xbox Live have chat rooms and live stream
- ▶ You can talk live with people all over the world
- ▶ Potentially exposing you more to predators and identity thieves
- ▶ The average age of a player is 30 years of age
- ▶ Often times people will ask for your username/password to help you "beat a level."
- ▶ They then access your profile and steal names, dates of birth and financial information, thus stealing your identity.
- ▶ Chat rooms are monitored. Often times predators will ask you to move to another chat app (KiK, ooVoo, Snapchat).
- ▶ **DO NOT LEAVE THE GAME YOU ARE PLAYING!**





- ▶ Stay away from KiK
 - ▶ Based in Canada
 - ▶ Does not require a real name to register
 - ▶ Does not monitor chats, photos or videos
 - ▶ Does not maintain content (evidence)
 - ▶ Will notify the offender that police are investigating and will advise them to delete their account to avoid prosecution





In La Grange

- ▶ Victim received new smart phone for Christmas
- ▶ Spent 5 days texting, calling friends, and downloading/deleting over 190 applications
- ▶ Found KiK and created account
- ▶ Within **20 minutes** of creating account, unknown subject contacted victim and convinced them to send inappropriate photos.
- ▶ Offender is unknown and account was deleted.
- ▶ Unlikely to ever find offender

(Phone was active for 5 days and generated a 300 page report)

Ofc. Andries' Rules of Social Media, Cell Phone Apps and On-line Gaming

- ▶ **LOCK YOUR ACCOUNTS! (Set to private)**
- ▶ **If you don't want your Parents, Principal or Police (Ofc. Andries) to see it, don't post it!**
- ▶ **Remove school names, birthdays, graduation years,**
- ▶ **Disable location services (EXIF data)**
- ▶ **Think twice before you speak, Think 4 times before you post, comment and share!**
- ▶ **Never give your username or password!**
- ▶ **Never accept friend requests unless you know that person in real life!**
- ▶ **Post/Share your vacation photos when you get home. #Procrastination!**
- ▶ **Look out for each other, speak up!**



Always remember.....

Be Safe...

Be Responsible...

And Make Good Choices!



Contact Us

- ▶ Ofc. Tim Andries #243
- ▶ La Grange Police Dept.
304 W Burlington Ave
La Grange, IL 60525
- ▶ (708) 579-2333 ext 3243
- ▶ 11:00 pm – 7:00 am
- ▶ tandries@villageoflagrange.com



- ▶ **La Grange Police Department**
304 W Burlington Ave
La Grange, IL 60525
- ▶ (708) 579-2333 ext “3”
- ▶ **EMERGENCY: 911**